

# FUND MANAGER'S REPORT

J U N E 2 0 2 5



# RSA Fund I Snapshot

## Fund Summary

- RSA Fund I is the most aggressive among the different RSA funds in terms of risk and potential returns, it is structured to have a higher allocation towards variable income securities, primarily equities.
- This fund typically invests a significant portion of its assets in the Nigerian stock market and other high-risk, high-return instruments.
- It is an optional fund that contributors must elect to opt to, with a maximum age of membership being 49 years old.

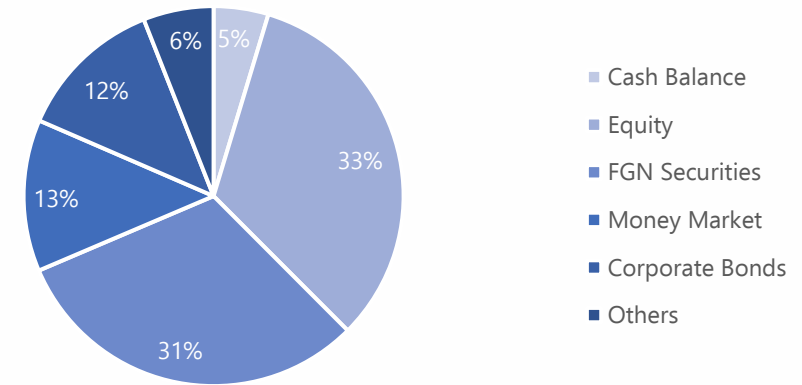
## Risk Profile

- It carries the highest risk among the RSA funds due to its heavy exposure to equities and variable income securities. Equities are known for their volatility and can experience significant fluctuations in value over the short term. Therefore, RSA Fund I holders are exposed to market fluctuations and may experience higher volatility in their investment returns.

## Return Expectations

- Due to its aggressive investment strategy, RSA Fund I has the potential to offer higher returns compared to the other RSA funds over the long term. However, these returns come with higher volatility and risk, meaning there could be periods of substantial gains but also periods of significant losses

RSA Fund I Asset Allocation



3-Year CAGR: 21.25%

Sharpe Ratio: 0.13

# RSA Fund II Snapshot

## Fund Summary

- RSA Fund II is the default RSA Fund and is a moderate-risk fund that strikes a balance between risk and potential returns.
- It is structured with a mixed portfolio, investing in a combination of variable income securities (such as equities) and fixed income securities (such as bonds).
- The fund's allocation typically includes a balanced mix of these asset classes, aiming to achieve moderate growth while maintaining a degree of stability.
- RSA Fund II offers a middle ground for contributors who want a balanced approach to investing, seeking growth opportunities while mitigating some of the risks associated with higher exposure to equities.

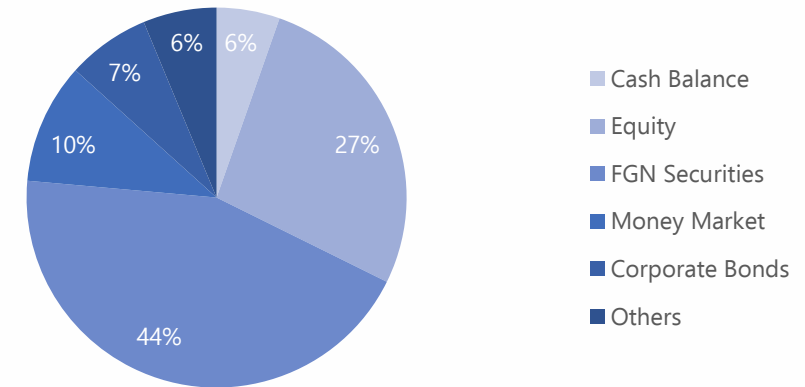
## Risk Profile

- Fund II carries a moderate risk profile. The blend of equities and fixed income securities is designed to moderate volatility while seeking reasonable returns. The risk level is lower than Fund I due to its diversification but higher than the more conservative Fund III..

## Return Expectations

- RSA Fund II aims for moderate growth, offering a balance between potential returns and stability. While it may not deliver as high returns as Fund I over the long term, it seeks to provide more consistent and stable growth.

RSA Fund II Asset Allocation



3-Year CAGR: 16.33%

Sharpe Ratio: -0.09

# RSA Fund III Snapshot

## Fund Summary

- RSA Fund III focuses on a more conservative investment approach compared to Fund II. It is primarily invested in fixed income securities such as bonds, treasury bills, and other relatively low-risk, fixed-income instruments.
- However, it also includes a smaller portion allocated to variable income securities like equities and designed to cater to contributors with about 10 years or less to retirement with the default age being 50 years old.
- RSA Fund III offers a more conservative investment option within the multi-fund structure, catering to contributors who prioritize stability and capital preservation over higher growth potential.

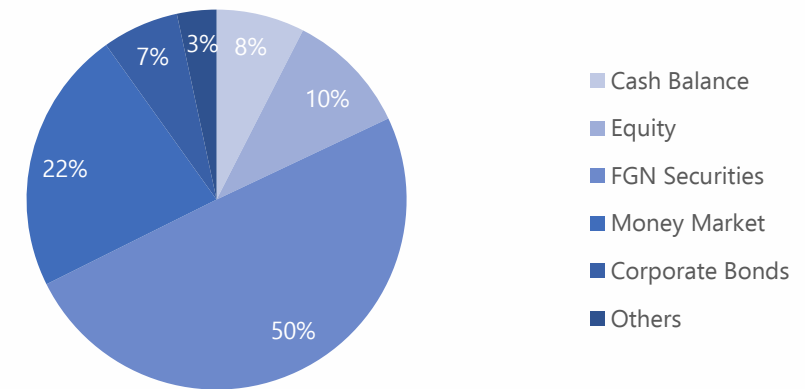
## Risk Profile

- This fund is less exposed to market volatility and fluctuations compared to Fund I and Fund II due to its higher allocation to fixed income securities. The presence of some variable income securities introduces a modest level of risk but significantly reduces volatility compared to more aggressive funds.

## Return Expectations

- RSA Fund III aims to provide relatively stable and steady returns. While the potential for high returns is lower compared to the more aggressive Funds I & II, it seeks to offer a higher level of capital preservation and stability over the long term.

RSA Fund III Asset Allocation



3-Year CAGR: 13.97%

Sharpe Ratio: -0.50



# RSA Fund IV Snapshot

## Fund Summary

- The investment strategy of RSA Fund IV is centered on maintaining a conservative portfolio that emphasizes capital preservation and generating income. The fund primarily invests in low risk fixed income securities like long-term bonds and government securities to ensure stability and steady income generation.

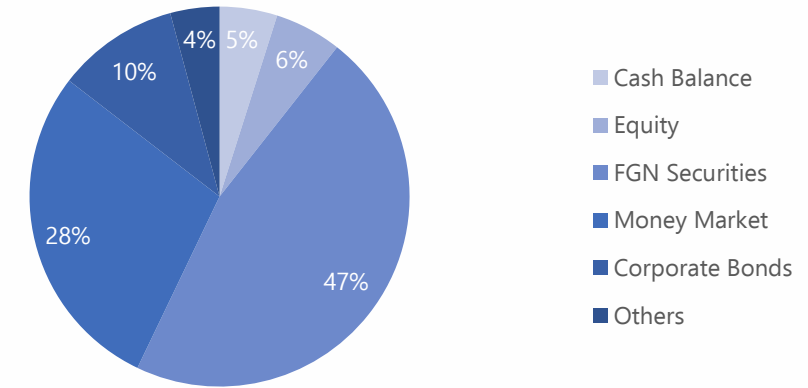
## Risk Profile

- This fund is geared towards minimizing risk to safeguard retirees' savings and provide a stable income stream. It maintains a low-risk profile, reducing exposure to market volatility and aiming for consistent income rather than aggressive growth.

## Return Expectations

- RSA Fund IV aims to provide retirees with regular and stable income rather than high returns. The focus is on preserving the capital and ensuring that retirees have a dependable source of income during their retirement years.

RSA Fund IV Asset Allocation



3-Year CAGR: 13.28%

Sharpe Ratio: -0.93

# RSA Fund V Snapshot

## Fund Summary

- Micro pension is an inclusive and flexible retirement savings plan for individuals in the informal sector. It empowers self-employed individuals and small businesses with less than 3 employees to voluntarily save and build a secure future by accumulating funds over an extended period, providing a reliable income during retirement.

## Investment Strategy

- The investment strategy of RSA Fund V is centered on maintaining a conservative and very liquid portfolio that emphasizes capital preservation and generating income. The fund primarily invests in low risk fixed income securities and bank deposits to ensure stability and steady income generation.

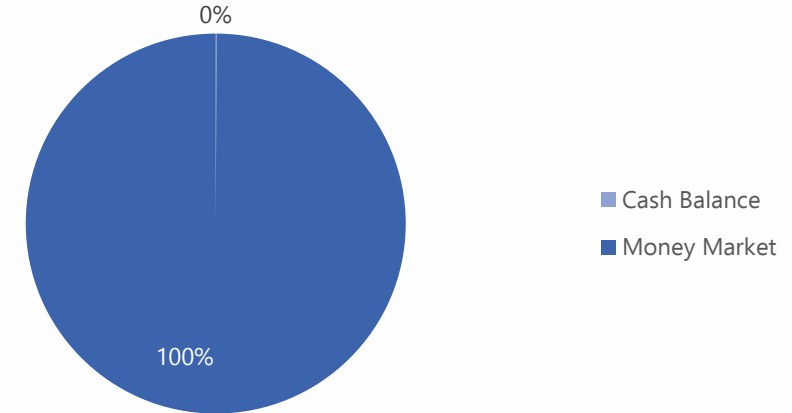
## Risk Profile

- This fund is geared towards minimizing risk to safeguard members savings and provide a stable income stream. It maintains a low-risk profile, reducing exposure to market volatility and aiming for consistent income rather than aggressive growth.

## Return Expectations

- The focus is on preserving the capital and ensuring that members have a dependable source of income during their retirement years.

RSA Fund V Asset Allocation



3-Year CAGR: 17.54%

Sharpe Ratio: -0.08

# RSA Fund VI Active Snapshot

## Fund Summary

- RSA Fund VI Active is a non-interest fund in the context of Islamic finance or Sharia-compliant investments. It typically adheres to the principles of Islamic finance.

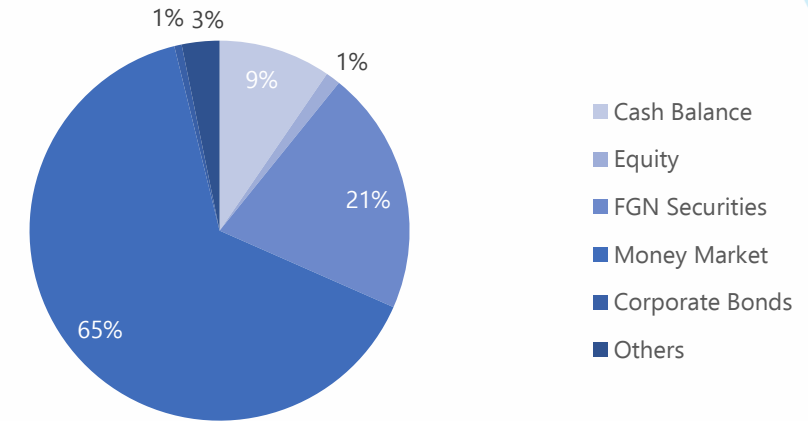
## Sharia Compliance

- Non-interest funds adhere to Sharia principles, which prohibit investments in certain sectors such as gambling, alcohol, and conventional financial services that involve interest.

## Risk Profile

- Non-interest funds may have a moderate risk profile, focusing on stable and ethical investment opportunities that align with Sharia principles.

RSA Fund VI Active Asset Allocation



3-Year CAGR: 16.98%

Sharpe Ratio: -0.14

# RSA Fund VI Retiree Snapshot

## Fund Summary

- RSA Fund VI Active is a non-interest fund in the context of Islamic finance or Sharia-compliant investments. It typically adheres to the principles of Islamic finance.

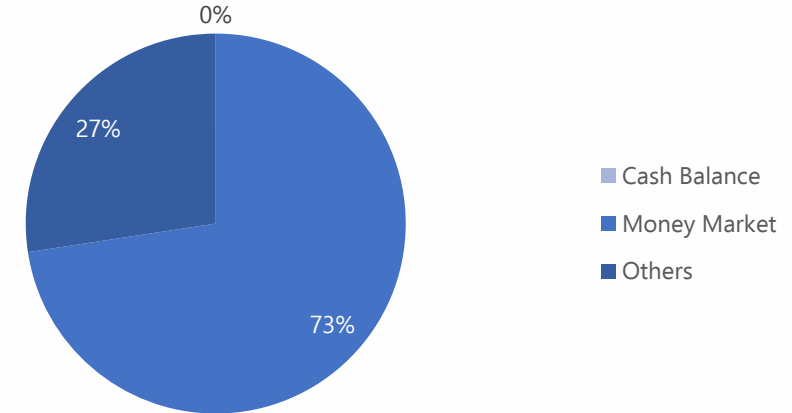
## Sharia Compliance

- Non-interest funds adhere to Sharia principles, which prohibit investments in certain sectors such as gambling, alcohol, and conventional financial services that involve interest.

## Risk Profile

- Non-interest funds may have a moderate risk profile, focusing on stable and ethical investment opportunities that align with Sharia principles.

RSA Fund VI Retiree Asset Allocation



3-Year CAGR: 17.06%

Sharpe Ratio: -0.17



# Financial Market Review & Outlook

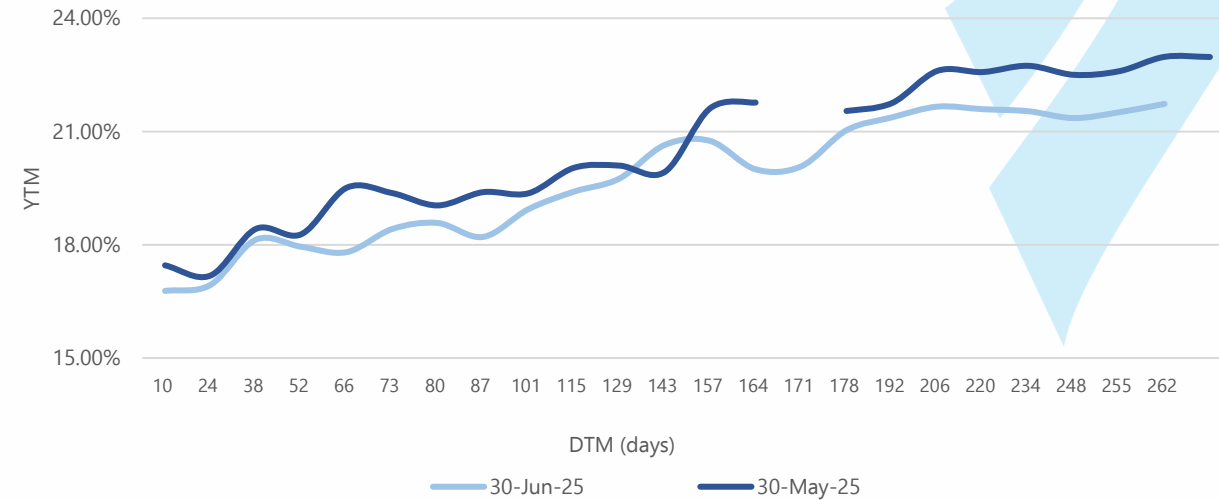
## Fixed Income Review

- The fixed income market was generally bullish in the month of June 2025 amid sustained improvement in general macroeconomic conditions, improved liquidity conditions in the financial system, a favorable upgrade of Nigeria's sovereign credit ratings by Moody's, and a generally positive outlook for the Nigerian economy.
- On average, secondary market Nigerian treasury bills yields fell by 80 bps to 20.20% while secondary market Federal Government bond yields declined by 36 bps to 18.07%.

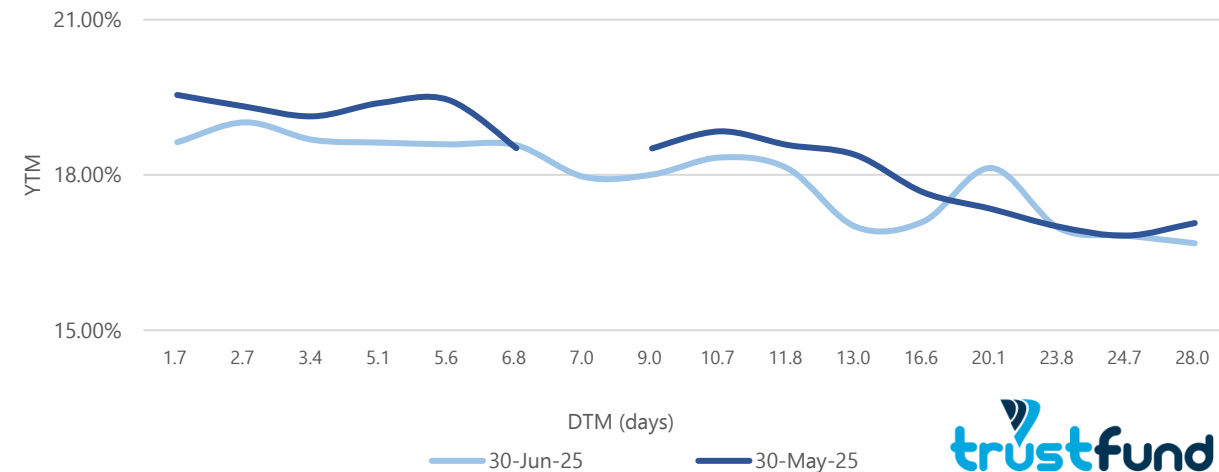
## Fixed Income Outlook

- We expect a continued bullish momentum in the fixed income markets given an anticipated limited supply of new issuances relative to improved liquidity conditions.

T-Bills Yield Curve



FGN Bond Yield Curve





# Financial Market Review & Outlook

## Equities Market Review

- Amid the declining fixed income yield environment, the equities market was bullish in the month of June 2025, as the Nigerian Exchange All Share Index rose by 7.37% having recorded 87 gainers as against 34 losers.
- Leading the gainers were shares of oil palm plantation developer, Ellah Lakes (+135.08%) and pharmaceutical companies, Neimeth Pharmaceuticals (+110.65%) and Fidson Healthcare (+57.99%).
- Sector-wise, the Banking sector rose by 10.04%, led by shares of Zenith Bank (+16.22%), the Insurance sector gained 10.33%, led by shares of Cornerstone Insurance (+30.49%), while the Consumer goods sector gained 10.75% on the back of shares of Champion Breweries (+47.06%).

## Equities Market Outlook

- We expect a positive outlook for equities against the backdrop of moderating fixed income yields, expansion in real sector activities and stability in the foreign exchange markets.



# Important Disclosures

**Conflict of Interest:** It is the policy of Trustfund Pensions Ltd (hereafter collectively referred to as “TRUSTFUND”) that research analysts may not be involved in activities that suggest that they are representing the interests of TRUSTFUND in a way likely to appear to be inconsistent with providing independent investment research. In addition, research analysts’ reporting lines are structured so as to avoid any conflict of interests and biased opinions. Precisely, research analysts are fairly independent of anyone in TRUSTFUND’s Investment and Business Development departments. However, The Investment department may trade, as principal, on the basis of the research analyst’s published research. Therefore, the proprietary interests of such Business Development and Investment departments may conflict with your interests as clients. Overall, the Group protects clients from probable conflicts of interest that may arise in the course of its business relationships.

## Analyst Certification

The research analysts who prepared this report certify as follows:

- That all of the views expressed in this report articulate the research analyst(s) independent views/opinions regarding the companies, securities, industries or markets discussed in this report.
- That the research analyst(s) compensation or remuneration is in no way connected (either directly or indirectly) to the specific recommendations, estimates or opinions expressed in this report.

## Other Disclosures

Trustfund Pensions Ltd or any of its affiliates (hereafter collectively referred to as “TRUSTFUND”) may have financial or beneficial interest in securities or related investments discussed in this report, potentially giving rise to a conflict of interest which could affect the objectivity of this report. Material interests which TRUSTFUND may have in companies or securities discussed in this report are disclosed:

- TRUSTFUND may own shares of the company/subject covered in this research report.
- TRUSTFUND does or may seek to do business with the company/subject of this research report
- TRUSTFUND may be or may seek to grant credit to the company which is the subject of this research report
- TRUSTFUND or any of its officers may be or may seek to be a director in the company(ies) covered in this research report
- TRUSTFUND may be likely recipient of financial or other material benefits from the company/subject of this research report.

Company	Disclosure
Access Bank Plc	-
FirstBank of Nigeria Holdings Plc	C
Guaranty Trust Bank Plc	-
United Bank for Africa Plc	d; g; h; j
Zenith Bank Plc	-
Dangote Cement Plc	-
Nigerian Breweries Plc	-
Guinness Nigeria Plc	-
Larfarge-WAPCO Plc	-
UAC of Nigeria Plc	-

## Disclosure Keys

- The analyst holds personal positions (directly or indirectly) in one or more of the stocks covered in this report
- The analyst(s) responsible for this report (whose name(s) appear(s) on the front page of this report is a Board member, Officer or Director of the Company or has influence on the company’s operating decision directly or through proxy arrangements
- TRUSTFUND beneficially own 1% or more of the equity securities of the Company
- TRUSTFUND holds a major interest in the debt of the Company
- TRUSTFUND has received compensation for investment banking activities from the Company within the last 12 months
- TRUSTFUND intends to seek, or anticipates compensation for investment banking services from the Company in the next 6 months
- The content of this research report has been communicated with the Company, following which this research report has been materially amended before its distribution
- The Company is a client of TRUSTFUND
- The Company owns more than 5% of the issued share capital of TRUSTFUND

## Disclaimer

Trustfund Pensions Ltd Research notes are prepared with due care and diligence based on publicly available information as well as analysts’ knowledge and opinion on the companies, instruments and markets covered; albeit TRUSTFUND Research neither guarantees its accuracy nor completeness as the sole investment guidance for the readership. Therefore, neither TRUSTFUND nor any of its associates and employees thereof can be held responsible for any loss suffered from the reliance on this report as it is not an offer to buy or sell securities herein discussed. Please note this report is a proprietary work of TRUSTFUND and should not be reproduced (in any form) without the prior written consent of Trustfund Pensions Ltd Management. Trustfund Pensions Ltd is registered with the National Pension Commission of Nigeria (PENCOM) as a licensed pension funds administrator in Nigeria. For enquiries, contact Trustfund Pensions Ltd, 9<sup>th</sup> Floor, Plot 820/821, Labour House, CBD Garki, Abuja. Copyright Trustfund Pensions Ltd 2014.